



## AGLAIA NATURAL RESIN PAINT

## COLOR CHART



General purpose wall  
and ceiling paint for indoors.

Easy to process.

High covering qualities.

Washable according to DIN 53 778.


















May be toned in any ratio with  
AGLAIA Full Color Wall Paints.







# AGLAIA Full Color Wall Paints

				
<b>Black</b>	<b>Brown</b>	<b>Red Oxide</b>	<b>Umber</b>	<b>Ocher Yellow</b>
				
<b>Green</b>	<b>Ultrablue</b>	<b>Lemon Yellow</b>		
<b>Resin Wall Paint White</b>				

# AGLAIA Mixed Color Tones/Suggested Formulations\*)

<b>1.1.</b>	<b>1.2.</b>	<b>1.3.</b>	<b>2.1.</b>	<b>2.2.</b>	<b>2.3.</b>
					
1000,0g white 30,0g red oxide	1000,0g white 15,0g red oxide	1000,0g white 7,5g red oxide	1000,0g white 50,0g ocher yellow 25,0g red oxide	1000,0g white 25,0g ocher yellow 12,5g red oxide	1000,0g white 12,8g ocher yellow 6,3g red oxide
<b>3.1.</b>	<b>3.2.</b>	<b>3.3.</b>	<b>4.1.</b>	<b>4.2.</b>	<b>4.3.</b>
					
1000,0g white 50,0g ocher yellow 10,0g red oxide	1000,0g white 25,0g ocher yellow 5,0g red oxide	1000,0g white 12,5g ocher yellow 2,5g red oxide	1000,0g white 50,0g ocher yellow	1000,0g white 25,0g ocher yellow	1000,0g white 12,5g ocher yellow
<b>5.1.</b>	<b>5.2.</b>	<b>5.3.</b>	<b>6.1.</b>	<b>6.2.</b>	<b>6.3.</b>
					
1000,0g white 40,0g ocher yellow 20,0g green	1000,0g white 20,0g ocher yellow 10,0g green	1000,0g white 10,0g ocher yellow 5,0g green	1000,0g white 60,0g green	1000,0g white 30,0g green	1000,0g white 15,0g green

<b>7.1.</b> 	<b>7.2.</b> 	<b>7.3.</b> 	<b>8.1.</b> 	<b>8.2.</b> 	<b>8.3.</b> 
1000,0g white 50,0g ultrablue 20,0g green	1000,0g white 25,0g ultrablue 10,0g green	1000,0g white 12,5g ultrablue 5,0g green	1000,0g white 100,0g ultrablue 5,0g red oxide	1000,0g white 50,0g ultrablue 0,5g red oxide	1000,0g white 25,0g ultrablue 0,3g red oxide
<b>9.1.</b> 	<b>9.2.</b> 	<b>9.3.</b> 	<b>10.1.</b> 	<b>10.2.</b> 	<b>10.3.</b> 
1000,0g white 100,0g ultrablue 10,0g red oxide	1000,0g white 50,0g ultrablue 5,0g red oxide	1000,0g white 25,0g ultrablue 2,5g red oxide	1000,0g white 50,0g ultrablue 15,0g red oxide	1000,0g white 25,0g ultrablue 7,5g red oxide	1000,0g white 12,5g ultrablue 3,8g red oxide
<b>11.1.</b> 	<b>11.2.</b> 	<b>11.3.</b> 	<b>12.1.</b> 	<b>12.2.</b> 	<b>12.3.</b> 
1000,0g weiß 41,5g ultrablau 3,5g oxidrot 5,0g grün	1000,0g weiß 20,8g ultrablau 1,6g oxidrot 2,5g grün	1000,0g weiß 10,4g ultrablau 1,8g oxidrot 1,3g grün	1000,0g white 40,0g brown	1000,0g white 20,0g brown	1000,0g white 10,0g brown
<b>13.1.</b> 	<b>13.2.</b> 	<b>13.3.</b> 	<b>23.1.</b> 	<b>23.2.</b> 	<b>23.3.</b> 
1000,0g white 40,0g umber	1000,0g white 20,0g umber	1000,0g white 10,0g umber	1000,0g white 500,0g lemon yellow	1000,0g white 250,0g lemon yellow	1000,0g white 100,0g lemon yellow
<b>24.</b> 	<b>24.1.</b> 	<b>24.2.</b> 	<b>22.</b> 	*) Suggested formulations for AGALIA Resin Wall Paint white and AGLAIA Full Color Wall Paint The suggested formulations may also be of help for tinting AGLAIA Natural Resin Interior White, AGLAIA Economic White and AGLAIA Hard-Wearing White using AGLAIA Full Color Wall Paints. However, the values given are only approximate values and ARE NOT to be considered exact mixing rates !	
875,0g ultrablue 125,0g red oxide	1000,0g white 875,0g ultrablue 125,0g red oxide	1000,0g white 219,0g ultrablue 31,0g red oxide	810,0g ultrablue 70,0g red oxide 120,0g green		

Please note: Slight color changes may occur for typographical reasons and due to the exclusive use of natural raw materials. It is therefore recommended to make samples before use.

## ...concerning toned AGLAIA Natural Resin Wall Paints



Toned wall paints made from purely natural, renewable raw materials are valuable for both the indoor air climate and your well-being. The AGLAIA Color Chart's delicate composition keeps you from making esthetic mistakes even in case of multicolor room designs. Multistage lightening provides different color tones of the same color type, varying in brightness.

The suggested formulations on the back apply to AGLAIA NATURAL RESIN PAINT white and AGLAIA FULL COLOR WALL PAINTS. These two may be mixed with each other in any ratio, providing countless color tones in addition to the samples given. AGLAIA FULL COLOR WALL PAINTS are not mere tinting bases but adequate wall paints that may also be used as full colors e.g. for decorative paintings. However, the fact that only color- and light fast mineral pigments are used slightly limits the color spectrum for highly brilliant color tones. The AGLAIA Wall Glazing Technique may be considered a true alternative since

it includes a rich selection of powerful colors in terms of AGLAIA Powdered Pigments allowing to create a magnificent ambience thanks to glazing and light refraction effects.

Direct adding of pigments is only possible when using AGLAIA DISTEMPER, see AGLAIA POWDERED PIGMENT COLOR CHART. Adding them to other AGLAIA wall paints may result in incompatibilities, lump formation and a spotted look when dry. The pigments cannot be mixed and distributed sufficiently fine to ensure an absolute uniform, non-chalking coating. It is therefore indispensable to always use AGLAIA FULL COLOR WALL PAINTS for tinting AGLAIA NATURAL RESIN PAINT. When mixing white and colored paints it is recommended to use an electrical stirrer, e.g. drilling machine with a stirring whirl. In case more than a single container is to be tinted, fill the entire quantity into a larger container (hobbock).

Add the appropriate quantity of FULL COLOR WALL PAINT and mix intensively for at least 10 minutes until a uniform color is obtained. Check by making a sample on a piece of paper wallpaper and dry using a hair dryer. Thus, you can make sure that the desired color tone is indeed achieved.

When mixing the paint in a container, transfer the mixed paint into another empty container before processing because of the white remainders that use to stick to the container edges. Only a perfectly mixed paint will result in a lap-free look when applied. Adding a little water already during mixing will facilitate the stirring. The quantity of water added depends on the application method (roller, brush or spray gun) and on the absorbency and structure of the surface to be treated. On contrasting or very rough surfaces, e.g. coarse mineral plasters, two layers will have to be applied, thinning the first one with about 10% water, the second one with only about 5%.

For repainting using the same color tone, one coat diluted with about 5% water is considered adequate. AGLAIA NATURAL RESIN PAINT may be processed safely and easily using a lambskin roller. Before starting, edges and rims should be treated with precision using a paintbrush.

For technical details concerning surface pretreatment, drying times etc., please refer to the Technical Information Sheets.

The stated color tones may, of course, also be supplied ready-mixed. The same applies to special color tones according to color tone samples. For the corresponding extra charge involved, please refer to the actually valid list of products.

BEECK'sche FARBWERKE  
Beeck GmbH & Co KG

Internet: [www.beeck.de](http://www.beeck.de)  
e-mail: [beeck@beeck.de](mailto:beeck@beeck.de)

Management:

Postfach 81 02 24  
D-70519 Stuttgart  
Tel. +49(0)711/90 02 00  
Fax +49(0)711/90 02 10

Factory:

Gottlieb-Daimler-Straße 4  
D-89150 Laichingen  
Tel. +49(0)73 33/96 07 11  
Fax +49(0)73 33/96 07 10